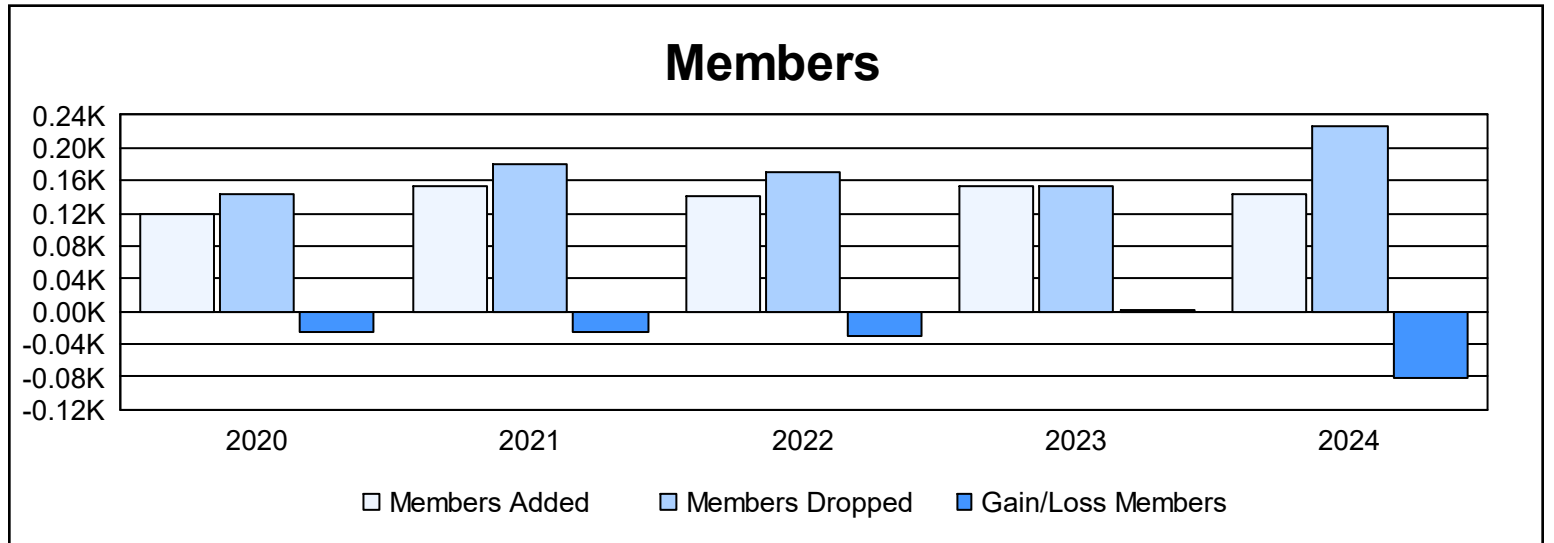
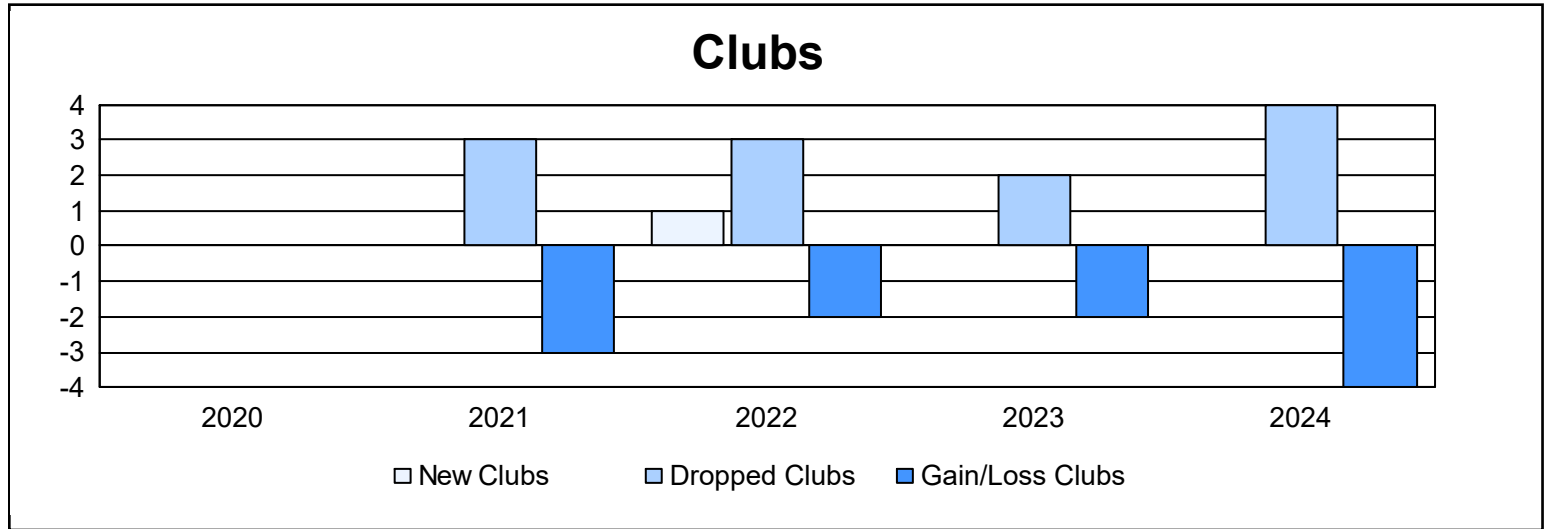
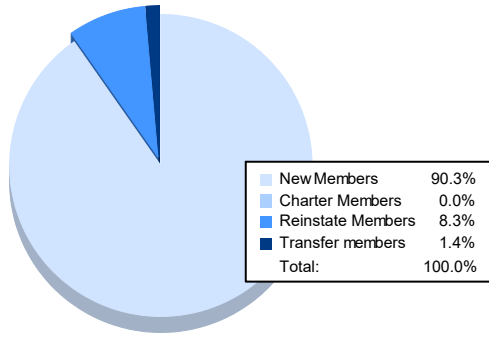


Year	New Clubs	Dropped Clubs	Gain/ Loss Clubs	New Members	Charter Members	Reinstate Members	Transfer Members	Total Member Added	Total Members Dropped	Gain/ Loss Members
2019-2020	0	0	0	99	0	7	13	119	144	-25
2020-2021	0	3	-3	137	0	12	4	153	179	-26
2021-2022	1	3	-2	105	29	3	3	140	171	-31
2022-2023	0	2	-2	137	0	14	3	154	153	1
2023-2024	0	4	-4	130	0	12	2	144	226	-82
<b>Average</b>	<b>0</b>	<b>2</b>	<b>-2</b>	<b>122</b>	<b>6</b>	<b>10</b>	<b>5</b>	<b>142</b>	<b>175</b>	<b>-33</b>



### Membership Composition June 2024 Cumulative



### Gender Composition June 2024 Cumulative

